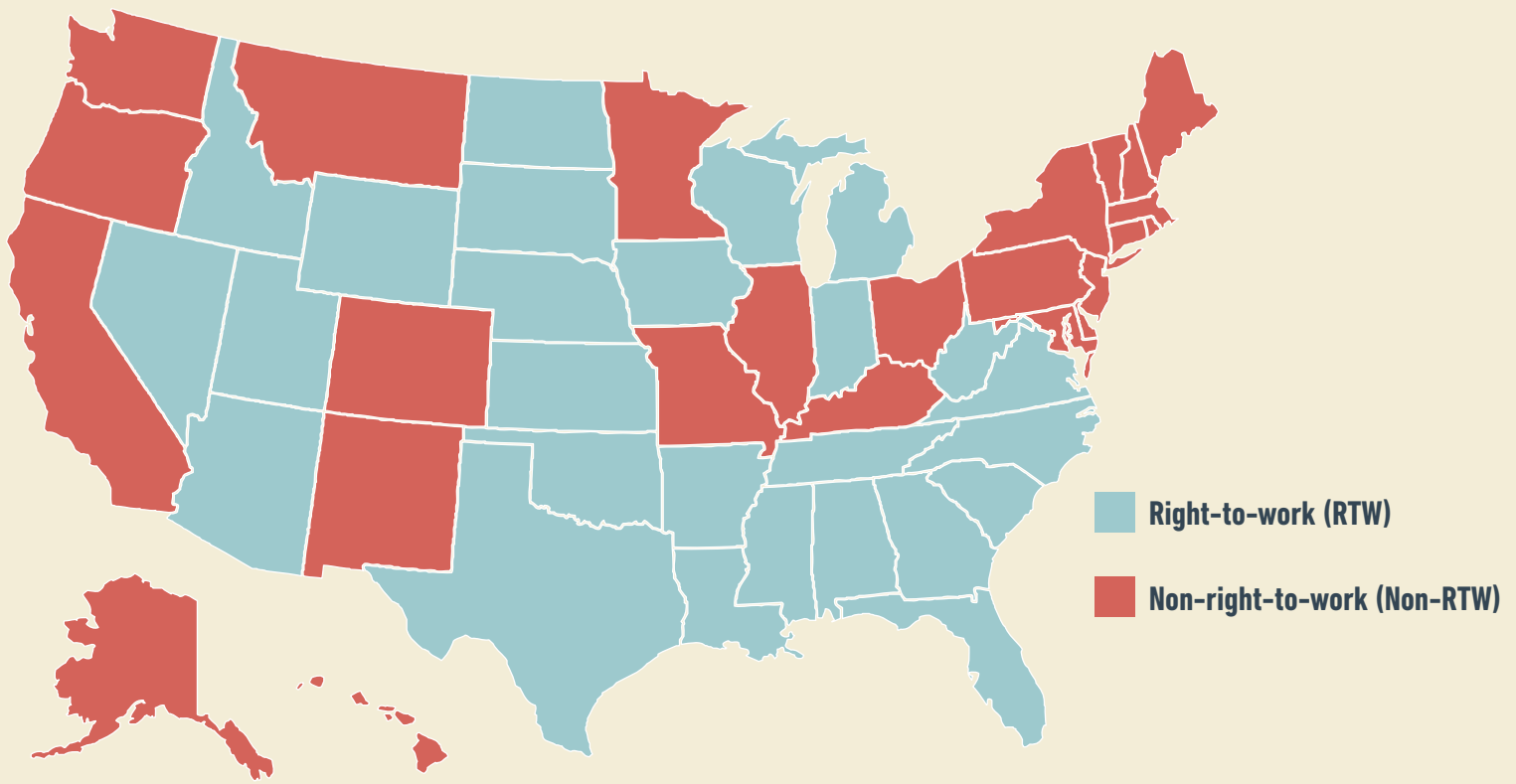

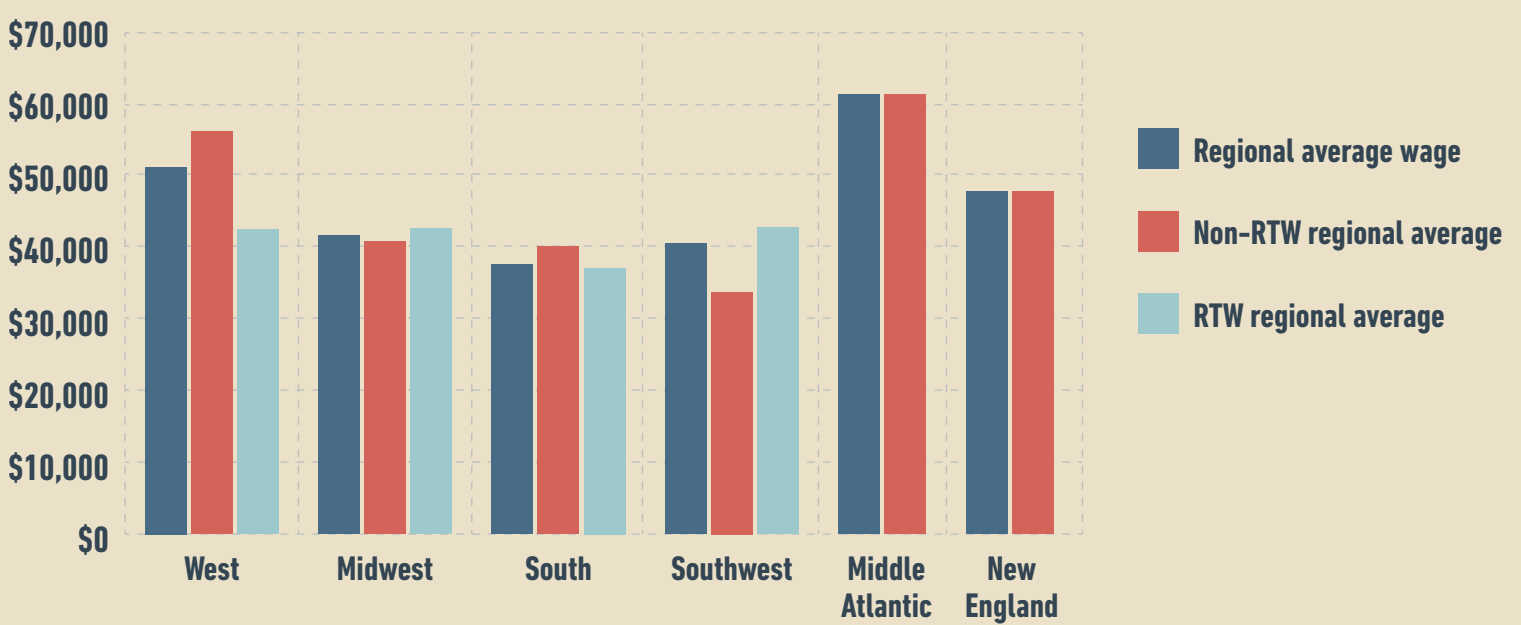


HOW DO RIGHT-TO-WORK STATES COMPARE TO UNIONS?



Are RTW or non-RTW paychecks higher in your region?



- Higher wages**
Non-RTW states typically have higher wages than RTW.
- Lower unemployment rates**
The average unemployment rate for Non-RTW states is 4.72 percent compared to 4.77 percent in RTW states.
- Better health care coverage**
The rate of employer-sponsored health insurance is 2.6 percentage points higher in non-RTW states than in RTW states.
- Job security**
RTW states are "at-will" employers, making employees more susceptible to termination.
- Better employer-sponsored pensions**
The rate of employer-sponsored pensions is 4.8 percentage points higher in non-RTW states than in RTW states.

- Lower cost of living**
The average cost of living ranking for RTW states is 16.307 compared to non-RTW average rank, 34.87.
- Higher approval rate**
RTW states have a 71 percent public approval rating, according to Gallup polls, as compared to a 53 percent approval rating for unions.



And the winner is...

You decide: Comment which type of state you'd prefer to work in.